




附件二

英文版导师简介 数学与统计学院

模板 2:

	<p>MEI Liquan Professor Research Area(s): Numerical Solutions for PDEs; Computational Physics; Data Mining E-mail: lqmei@mail.xjtu.edu.cn Homepage: gr.xjtu.edu.cn/web/lqmei</p>
	<p>ZHANG ZHENGCE Professor Research Area(s): Partial Differential Equations and their Applications E-mail: zhangzc@mail.xjtu.edu.cn Homepage: http://gr.xjtu.edu.cn/web/zhangzc</p>
	<p>SUN, Jianyong Professor Research Area(s): Computational Intelligence, Machine Learning and Big Data E-mail: jy.sun@xjtu.edu.cn Homepage: http://gr.xjtu.edu.cn/jy.sun</p>

	<p>XUE Jiang Professor Research Area(s): Main research interests include the machine learning and wireless communication, Big Data, performance analysis of general multiple antenna systems, stochastic geometry, cooperative communications, and cognitive radio. E-mail: x.jiang@xjtu.edu.cn Homepage: x.jiang.gr.xjtu.edu.cn</p>
	<p>WANG Bin Professor Research Area(s): Numerical analysis of differential equations E-mail: wangbinmaths@xjtu.edu.cn Homepage: http://gr.xjtu.edu.cn/web/wangbinmaths/home</p>
	<p>LI Huibin Associate Professor Research Area(s): 3D Face Recognition and 3D Facial Expression Recognition; 3D Non-rigid Surface Deformation Modeling, Registration and Matching; Geometry based 3D Shape Analysis and Processing E-mail: huibinli@xjtu.edu.cn Homepage: http://gr.xjtu.edu.cn/web/huibinli</p>
	<p>WANG Fei Associate Professor Research Area(s): Finite element methods and its applications; numerical methods for variational inequalities; a posteriori error analysis and adaptive algorithm; deep learning algorithm for solving partial differential equations. E-mail: feiwang.xjtu@xjtu.edu.cn Homepage: http://gr.xjtu.edu.cn/web/fei</p>

	<p>JIA Junxiong Associate Professor Research Area(s): Infinite-Dimensional Bayesian Inference, Inverse Problems E-mail: jjx323@xjtu.edu.cn Homepage: http://gr.xjtu.edu.cn/web/jjx323</p>
	<p>WU Bangyu Associate Professor Research Area(s): PDE, Inverse Problems, Machine Learning based seismic data processing/interpretation E-mail: bangyuwu@xjtu.edu.cn Homepage: http://gr.xjtu.edu.cn/web/bangyuwu/home Bangyu Wu received the B.S. degree in Information Engineering (2005) and the Ph.D. degree in Information and Communication Engineering (2012) from Xi'an Jiaotong University, Xi'an, China. From 2007 to 2011, he was a visiting scholar with University of California Santa Cruz. He also worked as a (senior) geophysicist in Statoil (Beijing) Technology Service Co., Ltd. from 2012 to 2015. He is currently an associate professor at School of Mathematics and Statistics, Xi'an Jiaotong University. His research interests include seismic wave modeling and migration/inversion, signal processing and machine learning.</p>
	<p>LI Kexue Associate Professor Research Area(s): nonlocal equations, nonlocal operators E-mail: kxli@mail.xjtu.edu.cn Homepage: http://gr.xjtu.edu.cn/web/kxli</p>

	<p>LIU Qingfang Associate Professor Research Area(s): Deep learning and computational methods for PDEs E-mail: qfliu2010@xjtu.edu.cn Homepage: http://gr.xjtu.edu.cn/web/qfliu2010</p>
	<p>Zhiguo Wang Associate Professor Research Area(s): Big data analysis in Geoscience, Sparse representation of seismic signals, Machine learning of seismic data, 3D geological modeling E-mail: emailwzg@mail.xjtu.edu.cn Homepage: http://gr.xjtu.edu.cn/web/emailwzg</p>
	<p>Jing Gao Associate Professor Research Area(s): Numerical analysis, Quadrature, Numerical solution of ODE and PDE, Asymptotic analysis, Spectral method, High frequency acoustic scattering problem E-mail: jgao@xjtu.edu.cn Homepage: http://gr.xjtu.edu.cn/web/jgao</p>